

SD60ZPW2-RGB-N12

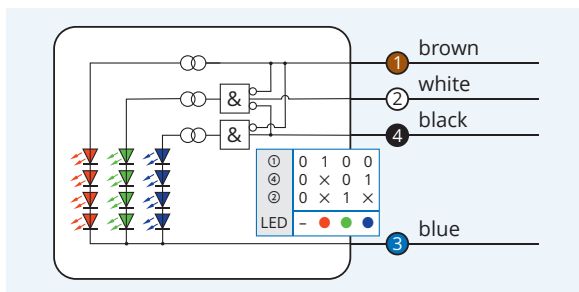
Mind O≠0, I≠I≠1, S≠5, B≠8.

Supply voltage	14...30 V _{DC}
Reverse polarity protection	built-in
Power consumption	≈1.2 W
Maximum input current	<180 mA
Recommended max. frequency	25 Hz
LED colors	red λ=625 nm green λ=525 nm blue λ=470 nm
Operating temperature	-40...+50 °C
Protection class	IP 67
Housing material	zinc die-cast
Bulb material	polycarbonate
Mounting hole Ø	22.5 mm
Mounting thread Ø	M18×1
Connection	M12 male connector
Complies with	CE 

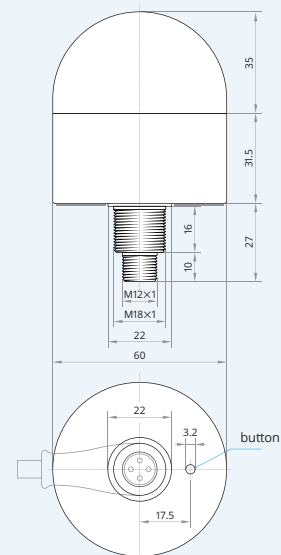
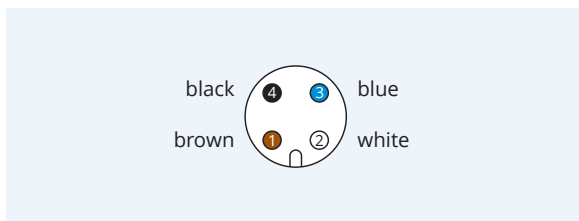
Signal Dome LED Indicator Black zinc die-cast Control input: *Power input 2*




Wiring diagram



Pinout



 Caution! This shall not be used as a safety device.

TR Electronic reserves the right to make minor changes without prior notification.