
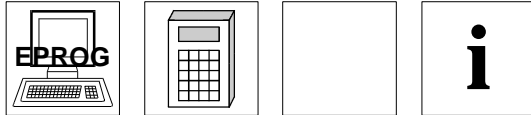


SSI / Parallel - Converter PU-10



- **Module to convert of synchronous serial data into parallel data (32 bits)**
- **Master Mode (no external clock is necessary)**
- **Monitor Mode (external clock is necessary)**
- **RS485 interface connection for programming the encoder parameter**

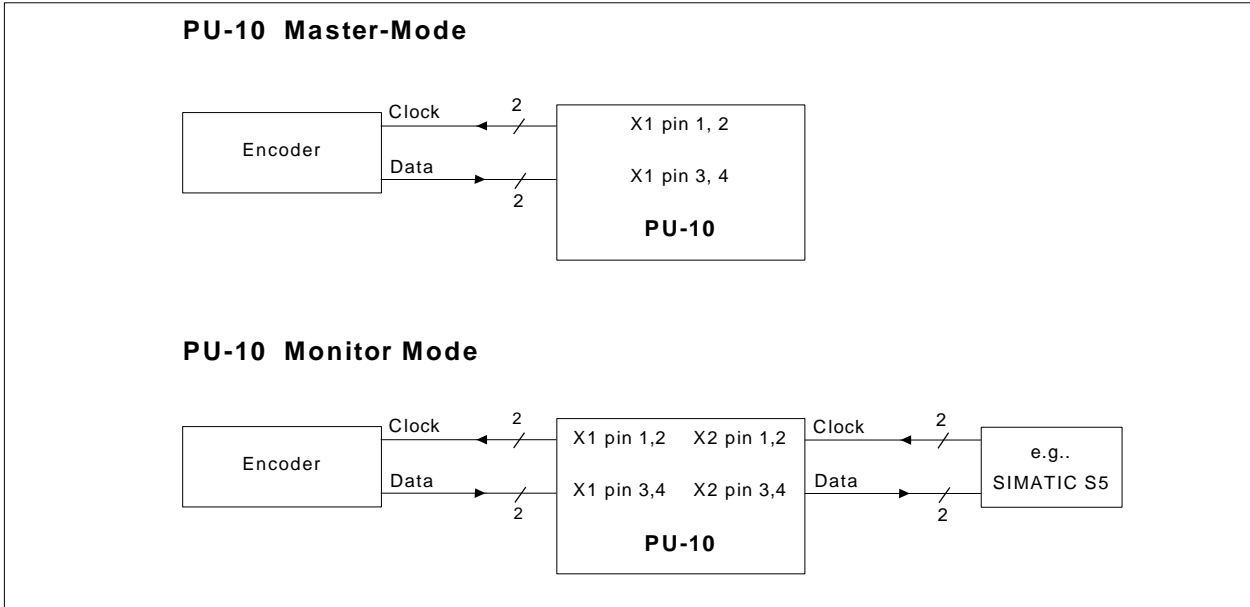
Electrical Data

Operating Voltage.....	11-29 V DC
Power Dissipation (no load)	< 2 Watt
Programming Unit.....	PC IBM Compatible EPROG Software, PT-100N Programming Terminal
Programming Interface	RS485
Encoder-Module	SSI (synchronous-serial)
Clock Output	RS422 (2-wire)
Clock Frequency	80 kHz ... 1 MHz
Data Input	Optocoupler
Control Module	SSI
Clock Output	Optocoupler
Clock Frequency	80 kHz ... 1 MHz
Data Output.....	RS422 (2-wire)
Monitor Mode	
DIP-switch 16 = OFF.....	Mono time 12 µs
DIP-switch 16 = ON	Mono time 24 µs
Master Mode	
Sends periodically	The system periodically transmits 81 clock pulses and a 17 clock Pulse-long space.
DIP-switch 16 = OFF.....	Clock frequency 250 kHz, mono time 12 µs
DIP-switch 16 = ON	Clock frequency 125 kHz, mono time 24 µs
Control Inputs	
Bus	Multiplex operation
Latch.....	Freezes data lines
Code conversion (adjustable)	from gray in binary

Environmental Data

Electromagnetic compatibility (EMC)	EN 61000-4-2 (IEC-801-2) / EN 61000-4-4 (IEC-801-4)
Operating temperature.....	0 bis +60°C
Storage temperature range.....	-20 bis +50°C
Protection	IP 30 (DIN 40 050)

Application examples



Dimensional Drawing

