

TRElectronic
LIGHTBARRIER™

Safety Light Curtains.
We make safety easy.

Accessories.

Lightbarrier offers a wide range of accessories that increase flexibility and compliment all type 4 safety light curtains.

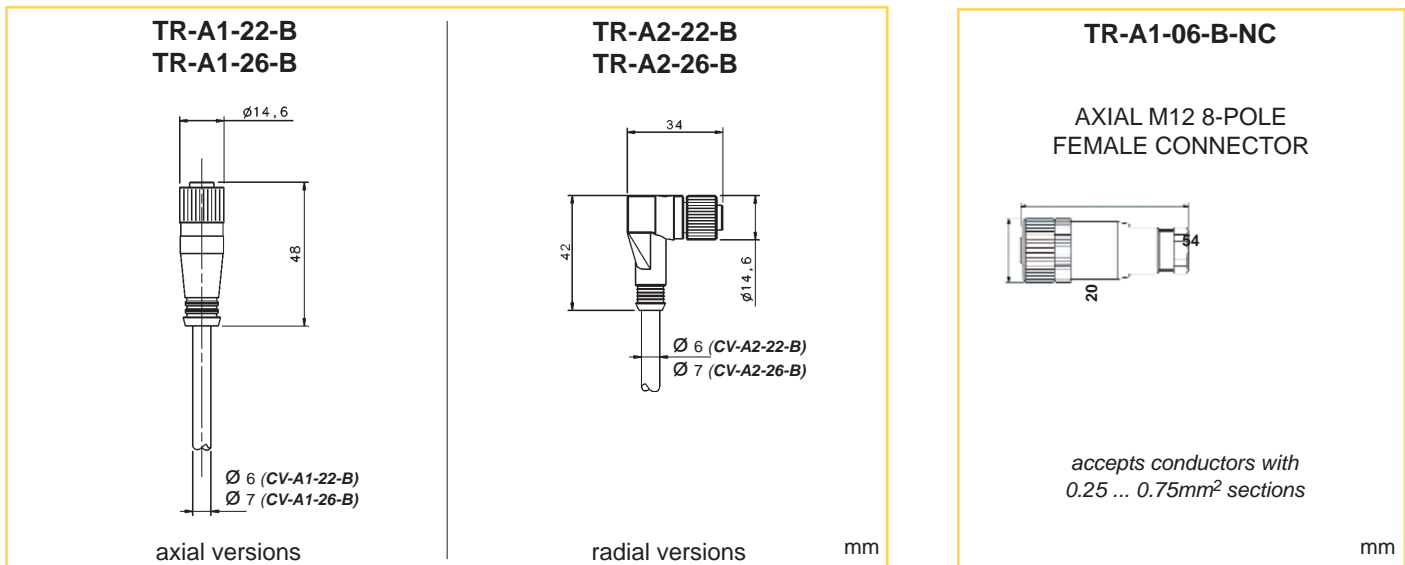
Shielded Connector Cables	pg. 3
Safety Relays	pg. 4
Mounting Brackets	pg. 5
Test Pieces	pg. 6
Connection Box	pg. 7
Columns & Floor Stands	pg. 8
Protective Stands	pg. 9
Corner Mirrors	pg. 10
Laser Pointer	pg. 11

Shielded Connector Cables.

TR-A Series feature M12 axial or radial connector cables with 4 and 8 poles and cable lengths ranging from 3 to 25m.

SHIELDED CABLES - TR series

CONNECTORS - TR series



MODEL

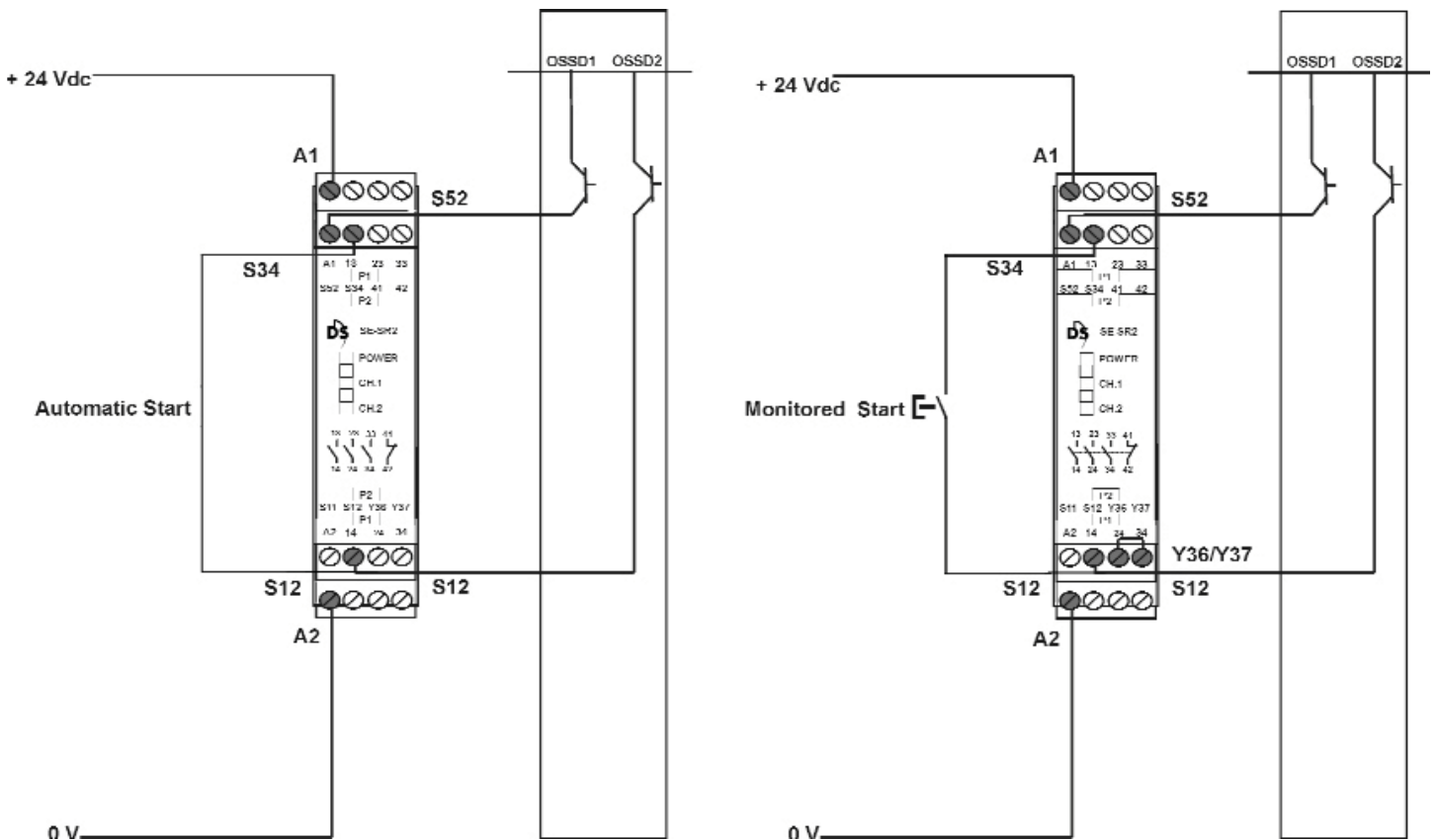
DESCRIPTION

TR-A1-06-B-NC	axial M12-8 pole
TR-A1-22-B-03	axial shielded 4-pin 3 m cable
TR-A1-22-B-05	axial shielded 4-pin 5 m cable
TR-A1-22-B-10	axial shielded 4-pin 10 m cable
TR-A1-22-B-15	axial shielded 4-pin 15 m cable
TR-A1-22-B-25	axial shielded 4-pin 25 m cable
TR-A1-26-B-03	axial shielded 8-pin 3 m cable
TR-A1-26-B-05	axial shielded 8-pin 5 m cable
TR-A1-26-B-10	axial shielded 8-pin 10 m cable
TR-A1-26-B-15	axial shielded 8-pin 15 m cable
TR-A1-26-B-25	axial shielded 8-pin 25 m cable
TR-A2-22-B-03	radial shielded 4-pin 3 m cable
TR-A2-22-B-05	radial shielded 4-pin 5 m cable
TR-A2-22-B-10	radial shielded 4-pin 10 m cable
TR-A2-26-B-03	radial shielded 8-pin 3 m cable
TR-A2-26-B-05	radial shielded 8-pin 5 m cable
TR-A2-26-B-10	radial shielded 8-pin 10 m cable

Safety Relays.

TR-SR2 Series feature type 4 safety relays and Safety contacts 3NO 1NC.

The following drawings shows the connection between Lightbarrier safety light curtains and the type 4 safety relay of the TR-SR2 series operating in Automatic Start (left side) and Manual Start with monitoring (right side).



MODEL

TR-SR2

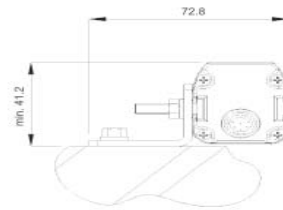
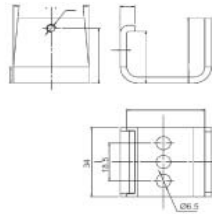
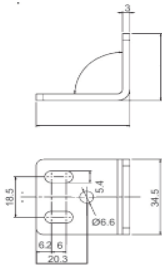
DESCRIPTION

Type 4 Safety Relay

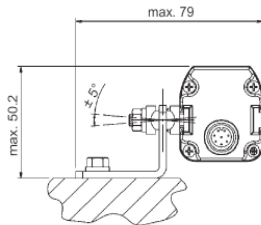
Mounting Brackets.

A set of four standard mounting brackets are supplied with every TR4 series of safety light curtains. Additional brackets include: Adjustable, Anti-vibration and Anti-scratch.

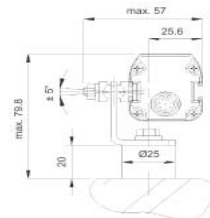
Standard Mounting Brackets



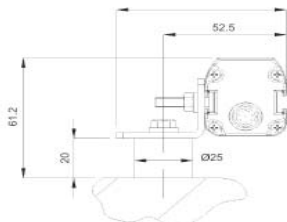
Standard Mounting Bracket with TR-K-OR adjustable support.



Standard Mounting Bracket with TR-K-AV anti-vibration support and TR-K-OR adjustable support.



Standard Mounting Brackets with TR-K-AV anti-vibration support.



MODEL

DESCRIPTION

TR-KSTD	Standard Mounting Brackets	4pcs.
TR-K4AV	Anti-vibration Brackets	4pcs.
TR-K6AV	Anti-vibration Brackets	6pcs.
TR-K4OR	Adjustable Brackets	4pcs.
ST-K6OR	Adjustable Brackets	6pcs.

Test Pieces.

The TR Series of light curtain test pieces featuring 14 and 30mm diameters.



MODEL

TR-TP-14
TR-TP-30

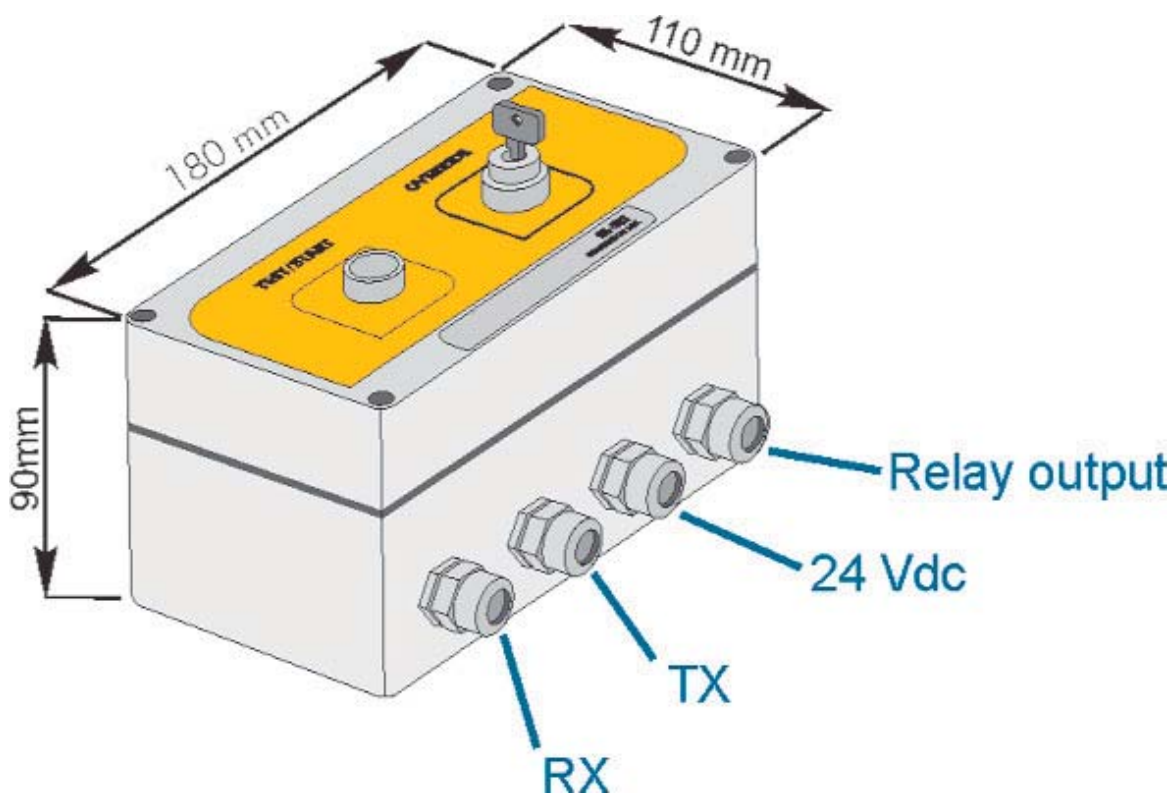
DESCRIPTION

14mm Test piece
30mm Test piece

Connection Box.

Connecting Box for the light curtains with integrated muting functions designed to provide quick activation of the override function using key switches and Test/Start commands via a designated push-button.

Two force-guided contact relays and extractable clamps are available inside the connection box to provide easy cabling.



Note: The TX terminal is cabled only if the connection box is being used with TR4T-L MUTING safety light curtains, connecting it to the M12 4-pole connector on the emitter.

MODEL

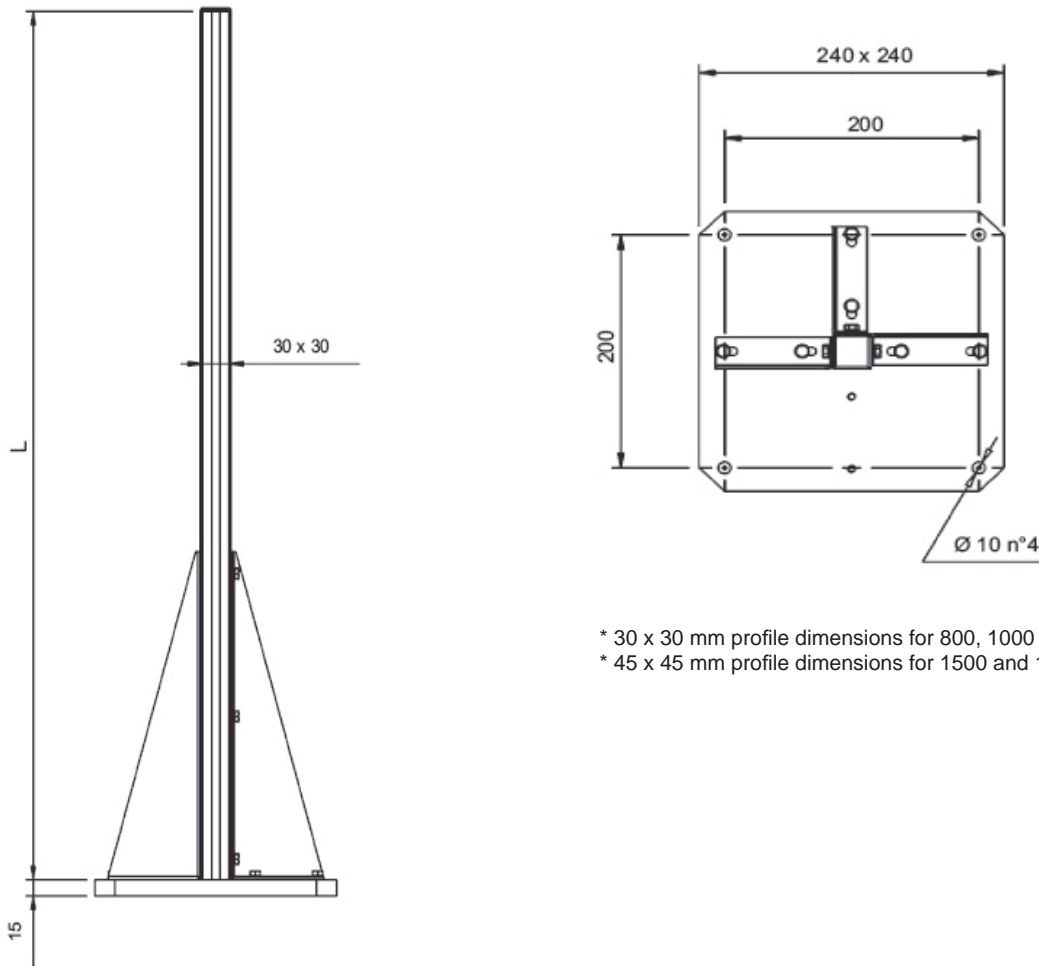
TR-SRT

DESCRIPTION

Muting Connection Box

Columns & Floor Stands.

Designed to be used with the TR4 series of safety light curtains and TR-DM corner mirror series. Available heights range from 800 to 1800mm.



* 30 x 30 mm profile dimensions for 800, 1000 and 1200 mm
 * 45 x 45 mm profile dimensions for 1500 and 1800 mm

MODEL

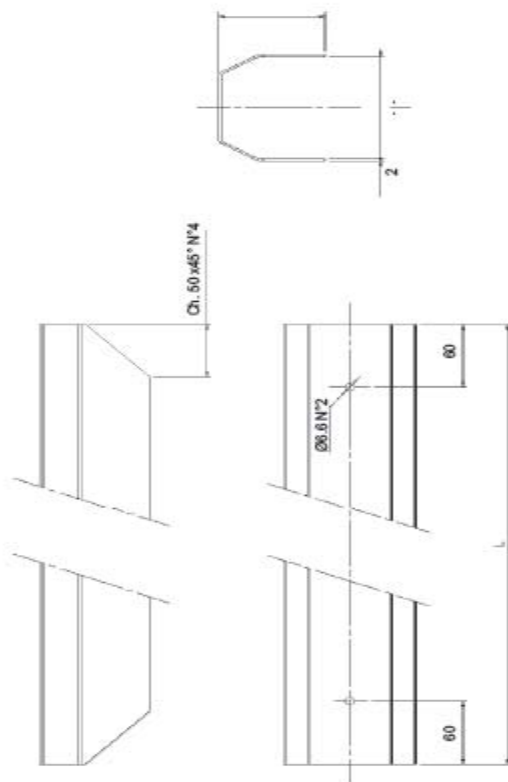
TR-S800
 TR-S1000
 TRS-1200
 TRS-1500
 TRS-1800

DESCRIPTION

800mm Column & Floor Stand
 1000mm Column & Floor Stand
 1200mm Column & Floor Stand
 1500mm Column & Floor Stand
 1800mm Column & Floor Stand

Protective Stands.

Designed to protect the emitter and receiver optics from accidental impact from parts or equipment. Available in heights ranging from 237mm to 1743mm.



MODEL

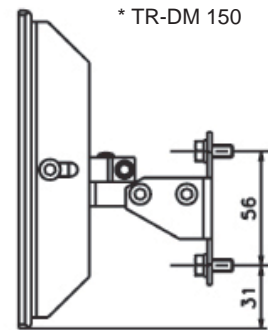
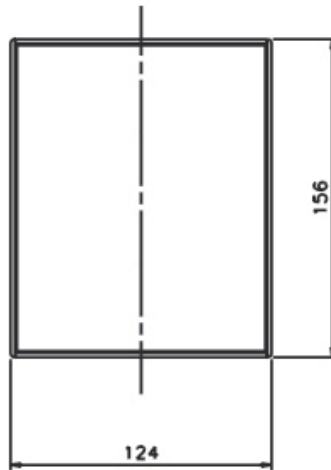
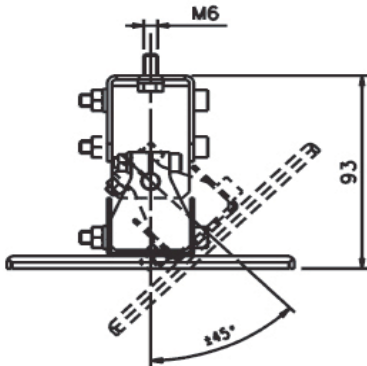
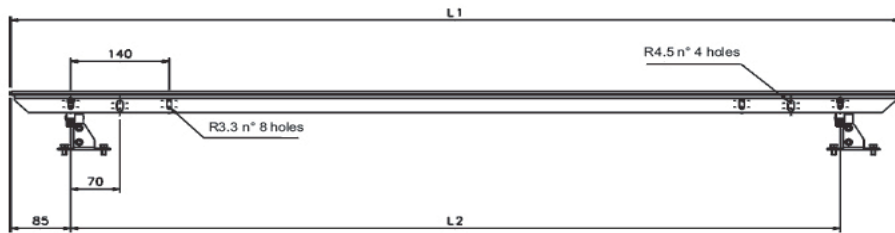
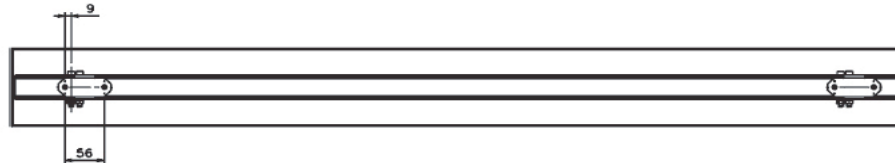
DESCRIPTION

TR-P 150	237mm	Protective Stand
TR-P 300	420mm	Protective Stand
TR-P 450	567mm	Protective Stand
TR-P 600	714mm	Protective Stand
TR-P 750	861mm	Protective Stand
TR-P 800	969mm	Protective Stand
TR-P 900	1069mm	Protective Stand
TR-P 1050	1155mm	Protective Stand
TR-P 1200	1302mm	Protective Stand
TR-P 1350	1449mm	Protective Stand
TR-P 1500	1596mm	Protective Stand
TR-P 1800	1743mm	Protective Stand

Corner Mirrors.

TR-DM series features include heights ranging from 550 to 1800mm with a 124mm x 6mm depth.

* TR-DM 500 -
 TR-DM 1650



MODEL

DESCRIPTION

TR-DM 500	550mm	Corner Mirror
TR-DM 600	700mm	Corner Mirror
TR-DM 800	900mm	Corner Mirror
TR-DM 900	1000mm	Corner Mirror
TR-DM 1200	1270mm	Corner Mirror
TR-DM 1500	1600mm	Corner Mirror
TR-DM 1600	1800mm	Corner Mirror

Laser Pointer.

The laser pointer is designed to provide easy long-range alignment of the emitter and receiver unit or when using one or more TR-DM corner mirror.



MODEL	DESCRIPTION
TR-LP	Laser Pointer

TRElectronic
LIGHTBARRIER™

Safety Light Curtains.

We make safety easy.

www.light-barrier.com
www.trelectronic.com

USA: Head Office:

PO BOX 4448,
Troy MI., 48099

Tel: (800) 709-3300
Tel: (248) 244-2280
Fax: (248) 244-2283

CANADA: Head Office:

PO BOX 2543, St.B,
London, ON., N6A 4G9

Tel: (800) 265-9483
Tel: (519) 452-1999
Fax: (519) 452-1177