
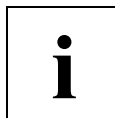





## Absolute-Encoder CEV 65 S/M - EPL

Eglshalde 6  
 D-78647 Trossingen  
 Tel. +49 - (0) 74 25 / 228 - 0  
 Fax +49 - (0) 74 25 / 228 - 33  
 http://www.tr-electronic.de  
 Germany



- Ethernet - Powerlink interface
- Type with solid shaft
- Modular product line
- Extensive parameter setting possibilities
- Special parameters upon request
- Further interfaces available
- Modular construction for mechanical customizations

**5.A**

### Characteristics

Supply voltage.....	11...27 VDC
Current consumption without load .....	< 450 mA
Total resolution <sup>1)</sup> .....	Multi-Turn: ≤ 25 Bit, Single-Turn: ≤ 13 Bit
Number of steps/revolution <sup>1)</sup> .....	≤ 8.192
Number of revolutions, standard <sup>1)</sup> .....	Multi-Turn: ≤ 4.096, Single-Turn: 1
Number of revolutions, extended <sup>1)</sup> .....	Multi-Turn: ≤ 256.000, Single-Turn: 1
POWERLINK.....	IEC 61784-2, IEC 61158 and the following
- Physical Layer .....	POWERLINK 100Base-TX, Fast Ethernet, ISO/IEC 8802-3
- Output code .....	Binary
- Device profile.....	CANopen over Ethernet, CiA DS-406
- Transmission rate .....	100 MBit/s
- Bus cycle times.....	≥ 400 μs
- Transmission .....	CAT-5 cable, shielded (STP), ISO/IEC 11801
- Parameter <sup>1)</sup> .....	Scaling parameter, Counting direction, Preset value
Mechanically permissible speed .....	≤ 6.000 min <sup>-1</sup>
Shaft load, at the shaft end .....	≤ 40 N axial, ≤ 60 N radial
Bearing life time .....	≥ 3.9 * 10 <sup>10</sup> revolutions at
- Speed .....	≤ 3.000 min <sup>-1</sup>
- Operating temperature .....	≤ 60 °C
- Shaft load, at the shaft end.....	≤ 20 N axial, ≤ 30 N radial
Permissible angular acceleration .....	≤ 10 <sup>4</sup> rad/s <sup>2</sup>
Moment of inertia .....	typically 2.5 * 10 <sup>-6</sup> kg m <sup>2</sup>
Start-up torque at 20°C .....	typically 2 Ncm
Mass.....	typically 0.7 kg

<sup>1)</sup> programmable parameter

## Environmental conditions

Vibration, DIN EN 60068-2-6: 1996.....  $\leq 100 \text{ m/s}^2$ , sine 50-2000 Hz

Shock, DIN EN 60068-2-27: 1995.....  $\leq 1000 \text{ m/s}^2$ , half-sine 11ms

### EMC

- Transient emissions, DIN EN 61000-6-3: 2007

- Immunity to disturbance, DIN EN 61000-6-2: 2006

Working temperature.....  $0 \text{ }^\circ\text{C} \dots +60 \text{ }^\circ\text{C}$ , optional  $-20 \text{ }^\circ\text{C} \dots +70 \text{ }^\circ\text{C}$

Storage temperature.....  $-30 \text{ }^\circ\text{C} \dots +80 \text{ }^\circ\text{C}$ , dry

Relative humidity, DIN EN 60068-3-4: 2002 ..... 98 %, non condensing

Protection class, DIN EN 60529: 1991 <sup>2)</sup>..... IP 65

<sup>2)</sup> valid with screwed on mating connector and / or screwed together cable gland

## Dimension drawing

